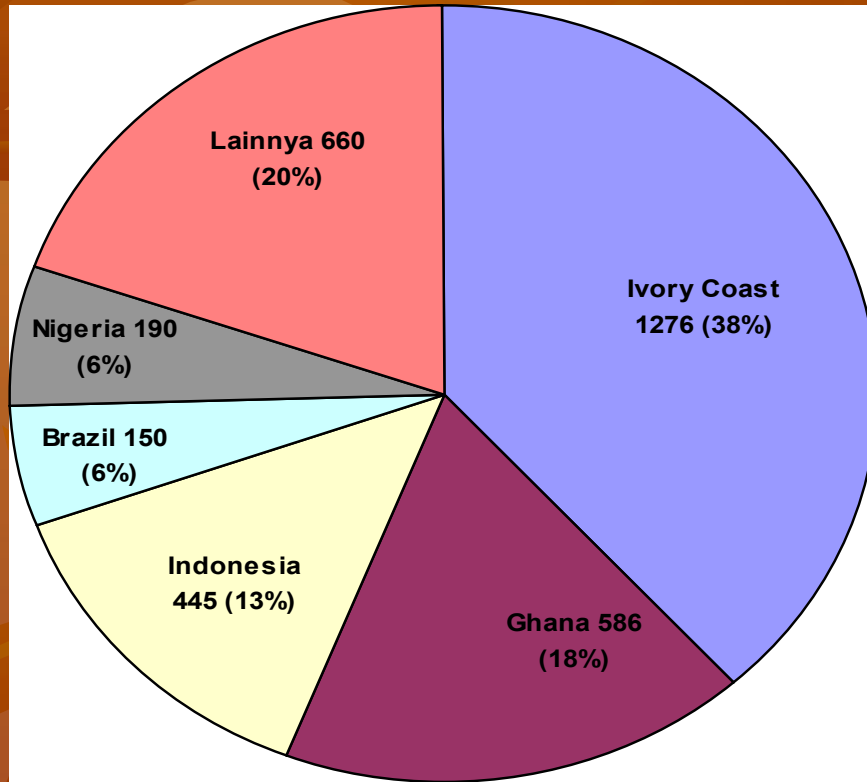


World Cocoa Bean Production

Cocoa Bean Production
(thousand ton)



Total : 3.328 thousand ton
Source: ICCO, 2005

Cocoa Bean Production in Asia
(thousand ton)

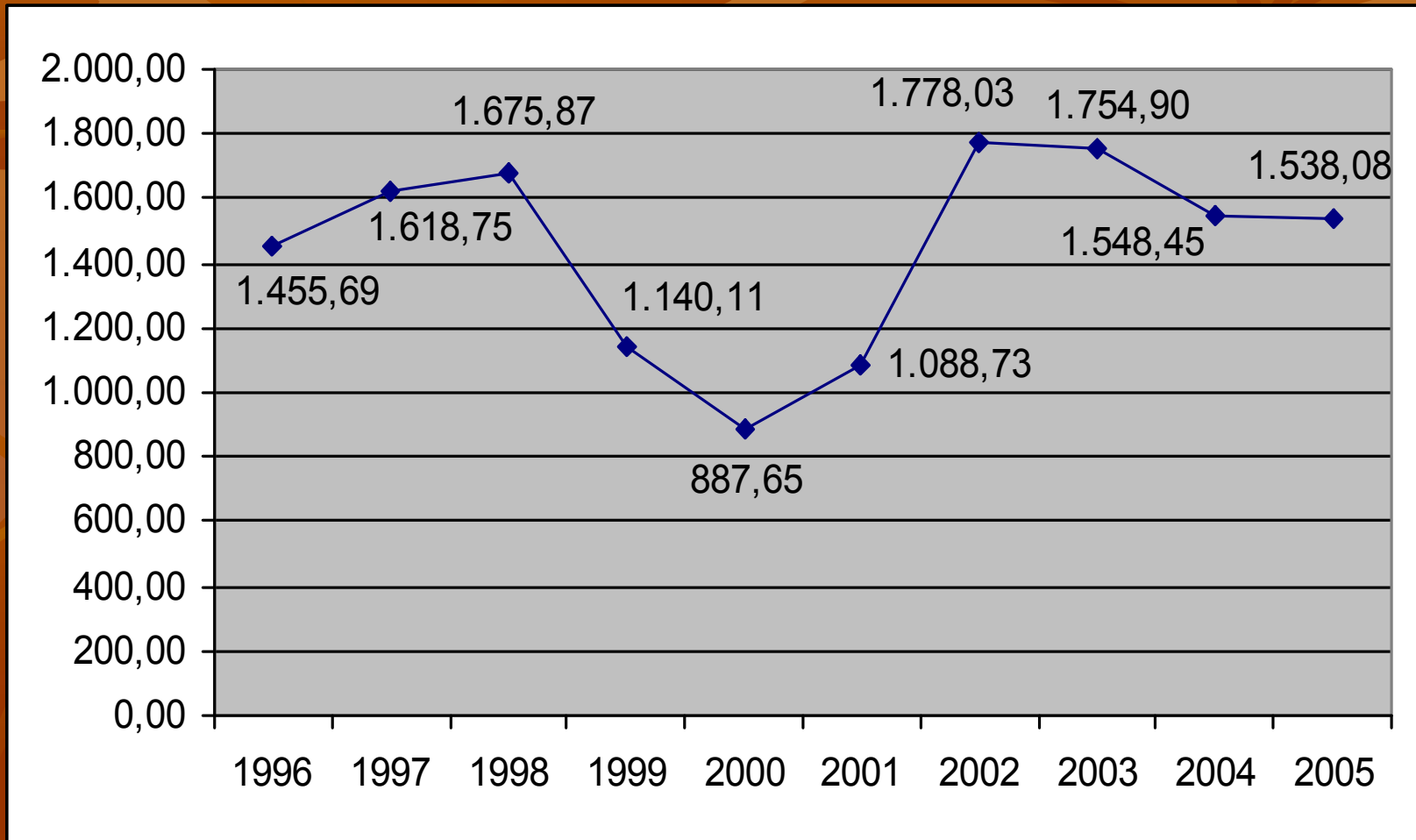


Cocoa Production in Asia

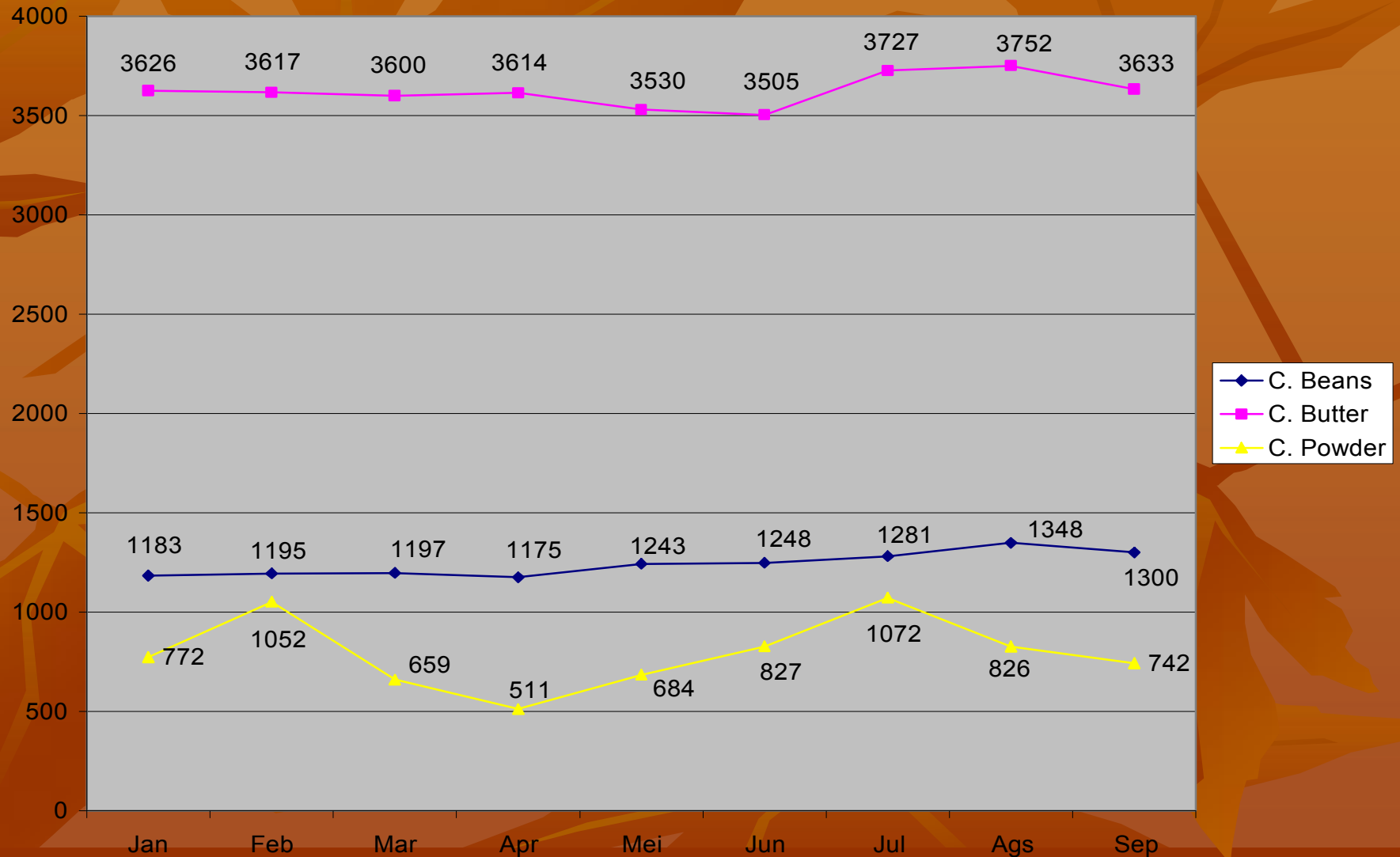
	T/yr
Indonesia	455,400
Philippines	6,000
Malaysia	30,000
Vietnam	400
PNG	41,000
India + SL	12,000
Total	549,800

Indonesia is the third largest producer of Cocoa Bean

World Cocoa Bean Prices (US\$/Ton)



Price of Indonesian Cocoa January – September 2006 (US\$/Ton)

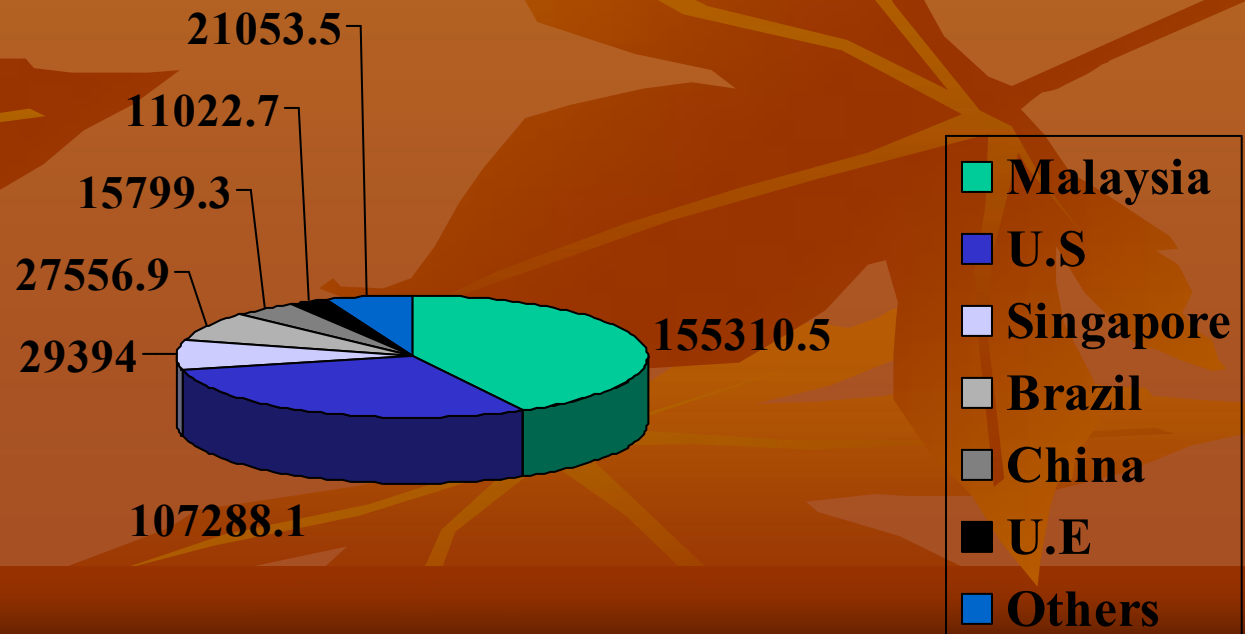


Cocoa Export of Indonesia

Commodity	2002		2003		2004		2005		2006 *)	
	Vol (ton)	Value (000 US\$)	Vol (ton)	Value (000.US\$)	Vol (ton)	Value (000.US\$)	Vol (ton)	Value (000.US\$)	Vol (ton)	Value (000.US\$)
Cocoa Beans	365,649	520,672	265,838	410,278	275,484	369,425	367,425	467,827	269,814	343,473
Cocoa Liquor	5,631	9,894	1,954	5,161	863	1,803	908	1,920	1,272	1,965
Cocoa Cake	2,558	980	3,388	1,298	6,920	2,650	20,971	8,032	17,354	6,647
Cocoa Butter	38,767	120,139	43,354	161,754	43,226	155,138	40,387	159,609	36,942	145,995
Cocoa Powder	31,289	74,155	27,133	76,814	28,694	34,605	26,265	21,380	25,423	20,707
Total	443,849	725,839	341,667	655,303	355,187	564,059	455,956	658,769	350,805	518,787

Main export destination countries of Indonesian cocoa bean (2005)

1. Malaysia (42.27%)
2. United States (29.20%)
3. Singapore (8.00%)
4. Brazil (7.50%)
5. China (4.30%)
6. U.E (3.00%)
7. Others (5.73%)



*) As of September, 2006

Import: Cocoa products

Comodity	2002		2003		2004		2005		2006	
	Vol (ton)	Value (000.US\$)	Vol (ton)	Value (000.US\$)	Vol (ton)	Value (000.US\$)	Vol (ton)	Value (000.US\$)	Vol (ton)	Value (000.US\$)
Cocoa Beans	23.961	43.681	23.896	44.805	31.082	46.872	30.291	44.831	21.763	32.209
Cocoa Liquor	58	102	249	658	6	13	63	133	225	348
Cocoa Cake	56	21	6	2	151	58	472	181	42	16
Cocoa Butter	15	46	40	149	211	757	53	209	10	30
Cocoa Powder	2.432	5.764	2.355	6.667	4.020	4.848	5.177	4.214	4.372	5.730
Total	26.522	49.615	26.546	52.281	35.470	52.547	36.056	49.568	26.412	38.333

Sources: Data and Information Centre, Department of Industry (processed)

Revitalization of Cocoa Plantations

(Ha)

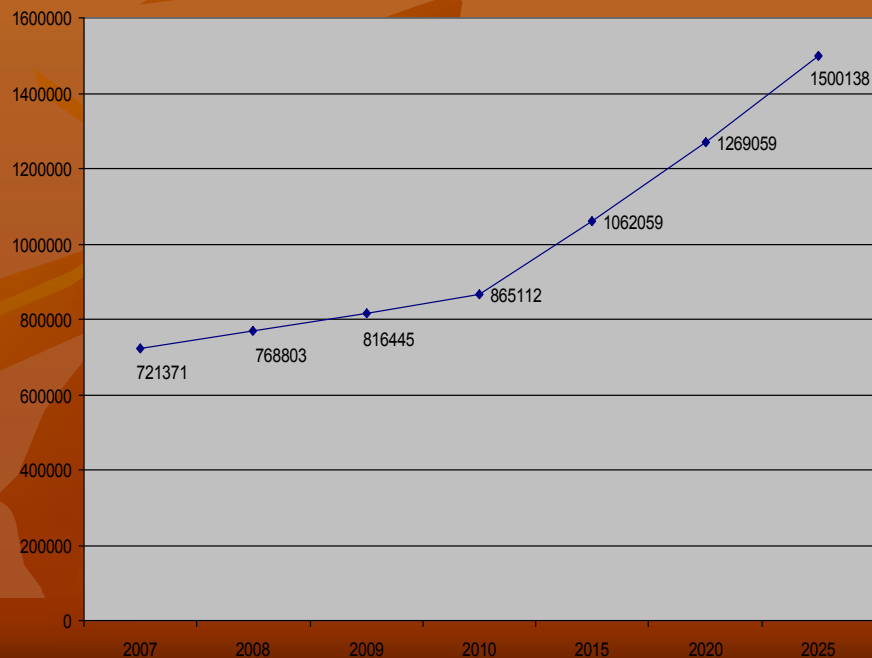
	2007	2008	2009	2010	Total
Expansion	22.875	28.820	29.470	29.010	110.175
Replanting	10.470	15.040	15.490	13.000	54.000
Rehabilitation	6.625	10.275	9.925	9.000	35.825
Total	39.970	54.135	54.885	51.010	200.000

Source : Direktorat General of Processing and Marketing of Agriculture Product,
Department of Agriculture, 2006

PROJECTED COCOA BEAN PRODUCTION IN INDONESIA

Type	YEAR						
	2007	2008	2009	2010	2015	2020	2025
Production (ton)	721,371	768.803	816.445	865.112	1.062.059	1.269.059	1.500.138
Productivity (Ton/Ha)	0.906	0,911	0,915	0,920	1.032	1.158	1.300

Production



Productivity

